

2027 EDITION

MERZOUGA BEYOND

DISCOVER THE EXTRAORDINARY

The Merzouga & *Sahara* Travel Guide

Your thoughtful companion to Morocco's golden dunes, desert journeys and unforgettable encounters.

TRAVEL DEEPER. DISCOVER MORE.

MERZOUGABEYOND.COM



THE DUNES OF ERG CHEBBI · MOROCCO

WELCOME TO THE SAHARA

A journey beyond the dunes

There is a moment in Merzouga when the road gives way to open sand, the light turns golden, and the pace of travel changes.

This guide is your companion to exploring Erg Chebbi and the surrounding region with curiosity and confidence. You'll discover when to visit, how to get here, where to stay, and which experiences suit your travel style — from peaceful nights under the stars to longer journeys across Morocco.

> *"The best journeys begin with understanding the place."*

Created by Merzouga Beyond to help you plan your journey with clarity, care and a sense of wonder.

INSIDE THIS GUIDE

Your desert journey starts here

A complete route through the places, practical details and experiences that make Merzouga special.

04 Discover Merzouga ↗

06 Best time to visit ↗

08 Getting to Merzouga ↗

11 Experiences ↗

16 Where to stay ↗

19 Suggested itineraries ↗

23 Choosing your journey ↗

25 Culture & food ↗

27 Essential planning ↗

30 Photography & responsible travel ↗

32 Frequently asked questions ↗

34 Beyond the guide ↗

HOW TO USE THIS GUIDE

01

Start with seasons and routes to choose your dates.

02

Compare experiences and stays to shape your itinerary.

03

Check current local details before you travel.



A LANDSCAPE UNLIKE ANY OTHER

Where the *dunes begin.*

DISCOVER MERZOUGA · 04

At Morocco's southeastern edge, Merzouga opens onto **Erg Chebbi** a sweeping field of sculpted sand dunes, where the colour changes with the hour. Golden mornings, copper sunsets and quiet nights give this place its extraordinary rhythm.

Beyond the dunes lie palm groves, stony desert plains and villages whose everyday life has long been shaped by the Sahara.

More than a sea of sand

An *erg* is an area dominated by wind-shaped sand dunes. Erg Chebbi is the signature landscape here, but the wider region has far more to discover on and off the sand.

PLACES AND PEOPLE

The desert has *neighbours.*

The dunes draw visitors here, but the surrounding villages bring you closer to the landscape, its culture and daily life.



PALM GROVES MEET GOLDEN SAND

Hassi Labied

North of Merzouga, a quiet village beside the dunes, with date palms, gardens and a traditional oasis landscape.

Khamlia

South of Merzouga, known for its Gnawa musical heritage. Visit respectfully and support local performers.

Rissani

A nearby market town in the Tafilalet region, with a trading history and a traditional souk.



MERZOUGA LOCATION

Also worth knowing: Dayet Srij is a seasonal lake near the dunes; its water and birdlife vary with conditions.



PLAN YOUR JOURNEY

Every season tells a different story.

For most travellers, spring and autumn offer the best balance of pleasant days and cooler nights. Each season, however, has its own character.

01 / SPRING — MAR–MAY

Soft, golden days

Generally comfortable for exploring the dunes. Early spring mornings and evenings may still feel cool; late May grows hotter.

A POPULAR TIME TO VISIT

02 / SUMMER — JUN–AUG

Intense desert heat

Very hot afternoons are common. Plan around sunrise and sunset, reduce exertion and confirm your accommodation's cooling.

EXTRA HEAT PRECAUTIONS

03 / AUTUMN — SEP–NOV

Warm, clear light

October and November are often especially comfortable. September can still be hot during the day.

A POPULAR TIME TO VISIT

04 / WINTER — DEC–FEB

Crisp nights, calm skies

Daylight can be pleasant, but nights may become very cold. Pack warm layers and check your camp's heating.

PACK FOR COLD NIGHTS

WEATHER AT A GLANCE

Warm days. *Surprisingly cool nights.*

Desert temperatures shift sharply between day and night. Use these illustrative monthly averages as a planning starting point, not a forecast.

Typical highs & lows

°C · APPROXIMATE

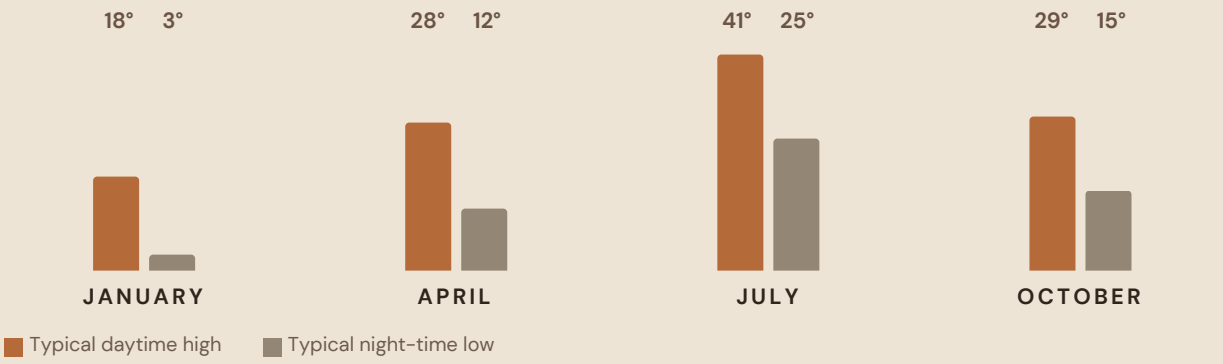

Approximate historical climate figures, rounded from a published Merzouga monthly climate guide; actual temperatures can be notably higher or lower. Always check a current local forecast.

Start with the light.

Sunrise and the last light of day are often ideal for dunes, photographs and gentler walks. Midday conditions deserve more caution in warmer months.

Prepare for both extremes.

Bring sun protection, water and breathable layers in every season. Add warm clothing for winter evenings and early mornings.

Our planning tip For a first visit, consider March–April or October–November. Choose dates based on your heat tolerance, preferred activities and local forecasts.

AT A GLANCE

From the major gateway cities, expect a full travel day by road. Errachidia is the nearest air access point for shorter transfers into the desert.

Best for comfort private driver or custom tour

Best for freedom self-drive

Best for budget train/bus + transfer

The journey is part of the experience.

Most travellers reach Merzouga by road either through a private journey, a self-drive route, or a combination of train, bus and transfer. Distances are long, but the changing landscapes make the journey memorable.

Gateway cities · Scenic road travel · Desert arrival

ROUTES FROM THE WEST

From Marrakech & Casablanca

These routes suit travellers building a wider Morocco itinerary. The road passes changing scenery ,plains, mountain roads, valleys and desert approaches — before the dunes rise near Merzouga.





MARRAKECH → MERZOUGA

Classic southbound journey

Approx. by road: 9–10.5 hours without major stops

Best transport options: private driver, organised tour, self-drive

- Often routed via the High Atlas, Ouarzazate or Dades/Todra areas
- Ideal when you want scenic stops and a multi-day Sahara route
- Private journeys allow flexible hotel or kasbah stopovers

Good for: first-time Morocco visitors who want the journey to feel like part of the trip, not only the transfer.

CASABLANCA → MERZOUGA

Longer cross-country route

Approx. by road: 10–12 hours without extended stops

Best transport options: private driver, self-drive, train/bus + transfer split

- Usually more comfortable as a two-day journey
- Works well for travellers combining cities, mountains and desert
- Can also be split by rail or air to an intermediate city

Good for: travellers starting in Casablanca or arriving from international flights and continuing through Morocco.

Road travel is scenic but long — plan your rest stops and arrival time.

ROUTES FROM THE NORTH & EAST

From Fes, Tangier & Errachidia

These routes offer the widest range of transport styles, from fully private travel to shorter desert access via Errachidia.

FES

The popular north-south route

Approx. by road: 7–8.5 hours

- Very common for 3-day or 4-day Sahara journeys
- Private driver, organised tour or self-drive all work well
- Usually the most straightforward big-city gateway by road

TANGIER

Long-distance route

Approx. by road: 12–14+ hours

- Best split over multiple days or combined with rail/air segments
- Works better within a longer Morocco circuit
- Private travel gives the easiest pacing

ERRACHIDIA

Nearest air gateway

Approx. to Merzouga: around 2 hours by road

- Useful when you want less road time
- Typically completed by private transfer
- Availability depends on current flight routes



TRANSPORT OPTIONS

Choose the style that fits your trip.

Private driver / custom tour: best overall comfort and easiest logistics.

Self-drive: ideal for flexible travellers used to long days on the road.

Shared or organised desert tour: practical and usually cost-effective.

Rail or bus + transfer: a useful budget route when piecing together independent travel.

Planning note: whenever you connect by public transport, leave a buffer for onward transfers to the desert.

Independent travel works — but door-to-door logistics are simpler with a private arrangement.

INSIDE THIS CHAPTER

Camel trekking
Desert camps
Stargazing
Sandboarding
Cultural visits
Local excursions

Moments you'll remember long after the sand is gone.

Merzouga is not only a place to see — it is a place to feel through movement, stillness, music, light, stars and the rhythm of desert life.

TWO CLASSIC SAHARA MOMENTS

Camel trekking & desert camps

For many travellers, the icon of Merzouga is the camel silhouette crossing the dunes toward camp at golden hour. Yet the deeper pleasure often comes later — tea, dinner, a lantern-lit path and the quiet after sunset.





CAMEL TREKKING

Iconic, atmospheric and often short.

- Usually offered around sunset or sunrise
- Expect a memorable atmosphere rather than a long expedition
- Travellers who prefer not to ride can sometimes request alternatives

Best for: first-time visitors, photographers and travellers who want a classic Sahara arrival.

DESERT CAMPS

Where the night becomes part of the trip.

- Experiences range from simple standard camps to refined luxury camps
- Inclusions often cover dinner, breakfast and evening camp ambiance
- Ask in advance about private bathrooms, heating and electricity

Best for: couples, families and travellers seeking the full overnight desert feel.

The most memorable camps are not always the most elaborate atmosphere matters.

ACTIVE & ATMOSPHERIC

Stargazing & sandboarding

One activity slows the journey down; the other adds playfulness and motion. Together they show how varied the desert can feel within a single stay.



STARGAZING

One of the simplest pleasures in Merzouga.

Clear desert skies often make the evening atmosphere especially memorable. The experience is less about equipment and more about stillness, timing and minimal light pollution.

- Best after dinner or before dawn
- Bring warm layers in cool months
- Ask your camp for the best quiet spot away from lights



SANDBOARDING

Fun, lighthearted and best on selected slopes.

A good option for travellers who want an extra activity at camp or in the dunes. It is usually casual rather than technical.

- Works best in cooler hours
- Good footwear helps when climbing dunes
- Always pace yourself in warmer weather

Look for balance: one active experience, one quiet one, and time simply to watch the light.

BEYOND THE DUNES

Cultural visits & local excursions

Some of Merzouga’s richest experiences happen outside the sand itself in music, village life, oases and the landscapes surrounding the erg.

KHAMLIA

Music & cultural encounter

Known for Gnawa musical heritage. Visit with respect and choose experiences that support local hosts and performers.

OASIS & VILLAGES

Slow walking and local atmosphere

Short visits around Hassi Labied and nearby palm groves reveal a gentler side of the desert landscape.

4X4 EXCURSIONS

Wider desert context

Useful when you want to reach viewpoints, remote landscapes or combine multiple local stops in one outing.







Responsible approach: ask before photographing people, support local businesses directly when possible, and treat cultural experiences as hospitality not performances arranged only for visitors.

EXPERIENCE PLANNING

How to shape your Merzouga experience

The best desert programme is not the busiest one. Choose a rhythm that suits your energy, travel style and the season.

FOR A SHORT STAY

1 night

- Sunset camel ride or transfer
- Dinner and overnight camp stay
- Sunrise dunes walk

FOR A BALANCED STAY

2 nights

- One camp night + one hotel or riad night
- Time for local excursion or cultural visit
- Less rushed arrival and departure

FOR A DEEPER TRIP

3+ nights

- More time for photography and slower pacing
- Combine dunes, villages and wider regional stops
- Well suited to private tailor-made travel



“Leave room for the moments you can’t schedule the changing light, the silence, the stars.”

Good planning tip: one signature activity is enough for a one-night stay. On longer trips, add a local excursion or slower cultural element instead of packing every hour.

> **Family note:** check ride lengths, bathroom arrangements and evening temperatures in advance when travelling with children.

STAY TYPES

- Hotels
- Traditional riads
- Standard camps
- Luxury camps

Choose the mood of your desert stay.

Accommodation in Merzouga is not one single style. Some travellers want simplicity and atmosphere, others want polished comfort, privacy and beautifully designed camp spaces.

Comfort level · Atmosphere · Location

STAY STYLES

Hotels, riads & standard camps

These options are ideal when you want authenticity and comfort without necessarily choosing a high-end luxury setup.



HOTELS

Simple base with practical comfort

Often the easiest choice for a pre- or post-camp night. Look for room comfort, parking, views and proximity to the dunes.



TRADITIONAL RIADS / GUESTHOUSES

Atmosphere and local character

Ideal for travellers who prefer architecture, hospitality and a more intimate style of stay.



STANDARD CAMPS

Desert feel first

Usually the most direct way to experience the dunes overnight. Confirm bathroom setup, heating and privacy before booking.

When to choose this category: if your priority is atmosphere, cultural feel and value, rather than the most polished luxury finishes.

Ask before confirming: private bathroom, hot water, heating/AC, dinner inclusion, luggage handling and how you reach camp.

Not all camps are equal ask detailed questions before you reserve.

LUXURY STAYS

Luxury camps & choosing the right stay

Luxury in Merzouga is usually defined by privacy, design, service and comfort — not only décor. The best options pair beautiful settings with smooth logistics and thoughtful hospitality.





WHAT LUXURY TRAVELLERS OFTEN WANT

- Private, well-designed tent or suite
- En-suite bathroom and quality bedding
- Refined dinner setting and calm atmosphere
- Reliable service and well-managed arrival logistics

QUESTIONS WORTH ASKING

- How private is the layout of the camp?
- Is the room heated in winter or cooled in warmer months?
- How long is the transfer and how is luggage handled?
- What is actually included in the stay?

Choosing well: book the stay that matches your trip style. A hotel plus one well-chosen camp night often gives the best balance between comfort, atmosphere and pacing especially on shorter itineraries.



06 / SUGGESTED ITINERARIES

The desert in a single night.

One night is enough for a first taste of Erg Chebbi — if you begin close to Merzouga or arrive with time to spare. Let the dunes set the pace.

YOUR TWO-DAY RHYTHM

01 **Afternoon arrival**
Check in, enjoy tea and head toward the dunes for golden-hour light.

02 **Night in the desert**
Dinner, the night sky and a restful stay at your chosen camp.

03 **Sunrise & departure**
Watch the light return before breakfast and an onward transfer.





Planning note: a one-night desert stay is not a relaxed one-night round-trip from Marrakech or Casablanca; plan additional travel days from those cities.

THE BALANCED ESCAPE / 2 NIGHTS

Stay long enough to slow down.

A second night creates room to explore the villages, oasis landscapes and quiet corners around Merzouga , without rushing through the highlights.







DAY 01

Arrive & unwind.

Settle into a hotel or camp. Enjoy a calm afternoon, sunset dunes time and dinner beneath the desert sky.

DAY 02

Go beyond the sand.

Explore Hassi Labied or Khamlia, an oasis or another local stop, and spend the evening at leisure.

DAY 03

One last sunrise.

Breakfast, a final look at the dunes and departure at an unhurried hour.

A GOOD COMBINATION

One desert-camp night + one hotel or riad night offers both atmosphere and practical comfort.



THE CLASSIC ROAD JOURNEY / 3 DAYS

Three days. Two gateways. One remarkable desert.

From Marrakech or Fes, a three-day journey gives you time for the changing landscapes along the way and a memorable night close to Erg Chebbi.

OPTION A · FROM MARRAKECH

Atlas to the dunes.

01 **High Atlas → Dades area**
Mountain crossings, cultural stops and an overnight break.

02 **Todra area → Merzouga**
Arrive by the dunes for an evening camp experience.

03 **Return / continue onward**
A long road day if returning all the way to Marrakech.

OPTION B · FROM FES

Middle Atlas to Sahara.

01 **Fes → Midelt / Ziz → Merzouga**
Travel south via varied mountain and valley scenery.

02 **Discover Erg Chebbi**
Desert activities and local culture, with more flexible time.

03 **Return to Fes / travel onward**
Choose your route and pace before departure.

Route guidance: These are flexible planning examples, not confirmed package inclusions. The Marrakech round-trip can be driving-intensive; consider four days or a one-way route for a calmer pace.

Routes are illustrative · driving times depend on conditions

FOR TRAVELLERS WHO WANT TO SEE MORE / 5–8 DAYS

Morocco, beyond the Sahara.

Merzouga fits beautifully into a broader circuit: historical medinas, mountain scenery, kasbahs, palm-filled valleys and nights beside the dunes.







EXAMPLE ROUTE · FLEXIBLE ORDER

Casablanca • Rabat / Fes • Merzouga • Todra / Dades • Aït Ben Haddou • Marrakech

You can start in Marrakech, Fes or another city instead; the best route depends on flights, trip length and preferred pace.

CHOOSE FIVE DAYS IF…

You prefer a focused trip.

Prioritise one gateway city, memorable stops and a desert night instead of fitting every landmark into one itinerary.

CHOOSE EIGHT DAYS IF…

You want a richer circuit.

Allow more time for medinas, mountains, kasbahs and a relaxed Merzouga stay with room for local experiences.

MAKE IT YOUR OWN

A private journey can be shaped around your pace, interests and preferred accommodation.

Explore journey ideas at merzougabeyond.com



07 / CHOOSING YOUR JOURNEY

One desert. Different ways to feel at home.

A standard experience and a luxury journey can share the same golden dunes. The real difference is in comfort, privacy, service and how the trip is arranged.



STANDARD DESERT TRAVEL

The essentials, beautifully simple.

Prioritise desert atmosphere, a memorable overnight stay and good value. Facilities and shared arrangements vary by operator.

- Usually a more economical choice
- Focus on the dunes and the experience
- Check bathroom type and transfers



LUXURY DESERT TRAVEL

Extra comfort. More personal space.

Prioritise higher-end accommodation, personal attention and smoother arrangements. Luxury labels differ between properties.

- Greater emphasis on privacy and finish
- Often more refined dining and lodging
- Confirm every premium feature

The right choice is personal. Compare exact camp amenities and transport before choosing — the words “standard” and “luxury” are not universal quality certifications.



PRIVATE & TAILOR-MADE JOURNEYS

A journey designed around you.

Private travel gives more control over the route, daily pacing and accommodation. Whether you prefer a relaxed Sahara stay or a broader Morocco circuit, start with your priorities.

01

ROUTE & DATES

Choose where to start and finish, the number of nights and your preferred arrival window.

02

EXPERIENCES & PACE

Prioritise the dunes, local visits, photography, family comfort or extra time to explore.

03

STAY STYLE

Compare hotels, riads and desert camps by privacy, comfort and what is actually included.

ALWAYS CONFIRM BEFORE BOOKING

Ask for written details of transfers, accommodation category, meals, activities, group exclusivity, entrance fees, cancellation terms and any extra charges. Availability depends on the exact journey and supplier.

MAKE IT YOUR OWN

Start with a conversation.

Explore available journeys and enquire at **merzougabeyond.com**.

Services and inclusions subject to confirmation

THE PEOPLE, TRADITIONS & STORIES

The culture behind the landscape.

Merzouga is more than a destination of sand. The surrounding communities share a living heritage shaped by Amazigh identity, Saharan connections, hospitality and distinctive musical traditions.







AMAZIGH HERITAGE

A living regional identity

Amazigh languages and traditions are central to Morocco's identity. Around Merzouga, local life combines desert knowledge, family networks, crafts and hospitality. Customs can differ between communities.

KHAMLIA & GNAWA MUSIC

Listen with curiosity

Khamlia is associated with Gnawa music, part of a much wider Moroccan tradition recognised by UNESCO. If invited to a performance, support local musicians and respect their cultural context.

SMALL GESTURES MAKE A DIFFERENCE

Salam alaykum — hello · **Shukran** — thank you · **Bslama** — goodbye

Greet people warmly, ask before taking portraits, and approach sacred or personal spaces respectfully.

FLAVOURS TO REMEMBER

Taste Morocco, one shared table at a time.

Moroccan food is rooted in hospitality and sharing. The dishes you encounter on a Sahara journey may be simple or elaborate, but they are often among its strongest memories.



COUSCOUS

Gather & share

Steamed semolina topped with vegetables and often meat or legumes. A much-loved dish, traditionally associated with Friday gatherings.



TAJINE

Slow & fragrant

A slow-cooked preparation, often served in the same earthenware vessel. Ingredients vary by season, region and household.



MINT TEA

A welcome in a glass

Sweet green tea with mint is a familiar gesture of welcome. Take your time: tea is often a moment to sit, talk and connect.

BEYOND THE CLASSICS

Discover local flavours

Look for dates, seasonal breads, olives and regional home-style dishes when available. Food experiences are often most memorable when enjoyed without hurry.

PRACTICAL DINING ADVICE

Ask before you order

Tell your host about allergies, vegetarian preferences and dietary needs. Confirm what meals your accommodation or tour includes before travel.

“A journey is richer when you remember the people and flavours as clearly as the landscapes.”

09 / ESSENTIAL PLANNING

Pack light. Prepare wisely.

The desert calls for a thoughtful bag: protection from the sun, layers for cooler nights and a few practical items that make every journey easier.


SMART PACKING


SUN PROTECTION

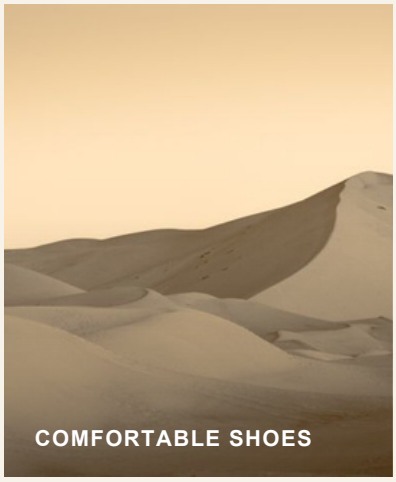
COMFORTABLE SHOES

IN YOUR DAY BAG

The essentials

- Refillable water bottle & drinking water
- Sunhat, sunglasses and high-SPF sunscreen
- Light, breathable long-sleeved layers
- Closed-toe walking shoes
- Phone, power bank and charging cable
- Medication and basic first-aid supplies

FOR OVERNIGHT STAYS

After sunset

- Warm fleece or jacket, especially in winter
- Long trousers and spare socks
- Small torch or headlamp
- Toiletries and personal essentials
- Scarf or buff for wind-blown sand
- Compact overnight bag for camp transfers


DAY BAG READY


LAYER FOR THE LIGHT

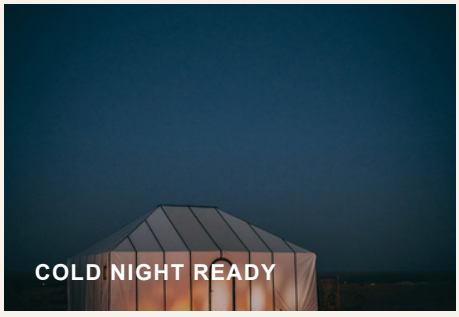
COLD NIGHT READY

Less is more: keep bulky luggage at your hotel or transfer point if this is offered. Ask your accommodation what you can carry to camp and how your bags will be transported.

PLANNING YOUR BUDGET

What should you budget?

Compare what is actually included—not simply the headline price. Costs vary widely by season, camp comfort, number of guests and transfer arrangements.


ERG CHEBBI · MERZOUGA


CHOOSING YOUR BASE

ILLUSTRATIVE 2026 MARKET SNAPSHOTS · PER PERSON, NOT 2027 QUOTES

STANDARD CAMP

350–800 MAD

Approx. per person/night, depending on comfort and inclusions. Meals, camel or transfer details need checking.

LUXURY CAMP

800–2,500 MAD

Indicative per person/night; premium properties and peak dates can cost more.

CAMEL RIDE

150–300 MAD

Illustrative short-ride price where charged separately. Duration and private services vary.

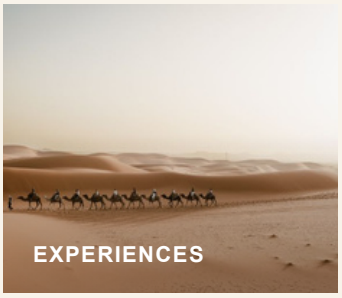
EXPERIENCES


SMALL PURCHASES


SEASONAL RATES


PLAN AHEAD

Money & bookings: Morocco uses the dirham (MAD). Carry some cash for small purchases and local tips; cards are accepted in many hotels, but not everywhere. Ask for a written quote showing meals, transfers, activities, taxes and cancellation conditions.

Indicative figures adapted from published 2026 Merzouga camp and activity comparisons; individual suppliers may differ substantially. Confirm prices directly for your dates.

HEALTH · SAFETY · PRACTICAL ADVICE

Travel well. Stay curious.

A little preparation protects the moments you came for. Match your activities to the season, your fitness and the day’s conditions.







PROTECT YOUR HEALTH

Heat, hydration & comfort

- Carry safe drinking water and drink regularly
- Limit strenuous dune walking during very hot hours
- Wear sun protection and breathable clothing
- Plan for cold evenings in winter
- Bring personal medication and a simple first-aid kit
- Seek medical care promptly if you feel seriously unwell

BEFORE ACTIVITIES

Safer desert decisions

- Check weather and driving conditions each day
- Use trusted local guides for off-road excursions
- Avoid wandering far into dunes without navigation
- Confirm the correct vehicle and meeting point
- Tell someone your route and return plans
- Confirm child suitability and accessibility in advance

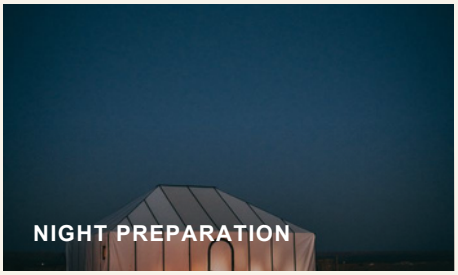





Before departure: check official travel advice, entry requirements, travel insurance and the most recent local forecast. Guidance here is general, not medical advice.

THE ART OF SEEING THE SAHARA

Chase the light. Not the crowd.

Every ridge, ripple and shadow feels different as the sun crosses Erg Chebbi.

YOUR PHOTOGRAPHIC FIELD GUIDE

Four frames worth slowing down for.



01 / DAWN

Low light and long shadows sculpt the dunes.



02 / TEXTURE

Look close for wind-drawn ripples in the sand.



03 / SILHOUETTE

Use a distant rider or walker to show scale.



04 / AFTER DARK

Keep lights low when photographing the stars.

Small details, better photographs.

Clean lens dust gently, protect your equipment from sand, and ask permission before photographing people or entering private places.

THE PLACE IS PART OF THE PROMISE

Travel gently. Leave a lighter footprint.

The landscape is fragile, and the people who call this region home are more than a backdrop to a journey. Small choices make a real difference.







01 / LEAVE NO LITTER

Take everything back.

Carry reusable water containers where safe, minimise single-use packaging and dispose of waste properly.

02 / RESPECT PEOPLE

Ask before taking portraits.

Seek consent for photos, respect private and sacred spaces, and support local musicians or artisans fairly.

03 / TREAD LIGHTLY

Keep to appropriate routes.

Avoid trampling oasis vegetation or disturbing wildlife. Choose experienced local guides for off-road trips.

04 / BUY WITH INTENTION

Choose thoughtful providers.

Ask camps how they manage water, waste, staff working conditions and animal welfare before booking.

A good travel story leaves the place better respected not more crowded.

FREQUENTLY ASKED QUESTIONS / PART ONE

Good questions. Better desert days.

Practical answers for families, first-time travellers and visitors with specific comfort or mobility needs.







01 / FAMILIES

Can we visit with children?

Yes, with an age-appropriate pace, frequent breaks and heat precautions. Ask about child seats, meals and family tent arrangements.

02 / CAMEL RIDES

Is riding a camel required?

No. Ask whether a suitable vehicle transfer or other alternative is available. Age rules and arrangements vary by operator.

03 / ACCESSIBILITY

What if mobility is limited?

Soft sand creates real barriers. Ask providers for a specific step-free route, transfer plan, bathroom dimensions and support details; never assume a camp is accessible.

04 / BATHROOMS

Do desert camps have bathrooms?

Facilities vary considerably. Some camps have en-suite bathrooms; others have shared facilities. Confirm hot water, private toilets and night-time access before paying.

Planning rule: ask the operator to confirm important requirements in writing for your actual camp, route and dates.

FREQUENTLY ASKED QUESTIONS / PART TWO

Plan for the unexpected. Enjoy the unforgettable.

These small practical details can make the difference between a tiring trip and a





05 / SIGNAL & WI-FI

Will my phone work?

Mobile service is generally more reliable in settlements than among dunes. Camp Wi-Fi can be intermittent or absent. Download maps and travel details first.

06 / WEATHER

Are nights cold?

They can be—particularly in winter. Summer days can be extremely hot. Bring layers and check the latest forecast before leaving.

07 / POWER & WATER

Can I charge devices?

Charging points, electricity hours and bottled water availability vary by camp. Confirm these services and pack a power bank.

08 / WHAT TO PAY

Will I need cash?

Carry some Moroccan dirhams for tips and small purchases. Cards may be accepted at hotels, but not every camp or village business.



BEFORE YOU GO

Save offline directions, your lodging contact, transfer details and a current weather check. Make sure somebody knows your route.

12 / BEYOND THE GUIDE

Take the memories. Keep the essentials.

A little practical preparation makes the desert feel easier. Save these details before you leave for Merzouga — especially if you may be offline.







MOROCCO · USEFUL EMERGENCY CONTACTS

For serious emergencies, contact local services, share your location, and inform your accommodation or guide when possible.

AMBULANCE / FIRE	POLICE	GENDARMERIE
150	190	177

SAVE TO YOUR PHONE

Your personal trip details

- Accommodation name and number
- Driver or host contact
- Travel insurance emergency line

QUICK DEPARTURE CHECK

Ready for the road?

- ✓ Offline maps & itinerary
- ✓ Forecast & local road conditions
- ✓ Water, layers & charging cable
- ✓ Your accommodation address

Emergency-number reference: UK FCDO Morocco travel advice (reviewed Oct 2026). Verify current local information.



A NOTE FROM MERZOUGA BEYOND

The next chapter is yours.

You know the landscapes, routes and small details that make the Sahara special. Now imagine a journey that feels right for you.

Discover private journey ideas, compare comfort levels, and enquire about dates that work for you.



YOUR JOURNEY, THOUGHTFULLY PLANNED

A route. A rhythm. A story of your own.

EXPLORE MERZOUGA BEYOND ↗

Enquire directly on the website. Availability, accommodation and inclusions are confirmed for each individual journey.



SAVE THE JOURNEY

Scan to explore.

merzougabeyond.com



A JOURNEY THAT STAYS WITH YOU

The desert stays with you.

The warmth of a welcome. The hush of the dunes. The light that lingers long after you leave.

Travel deeper. Discover more.

merzougabeyond.com ↗